

DHB Series

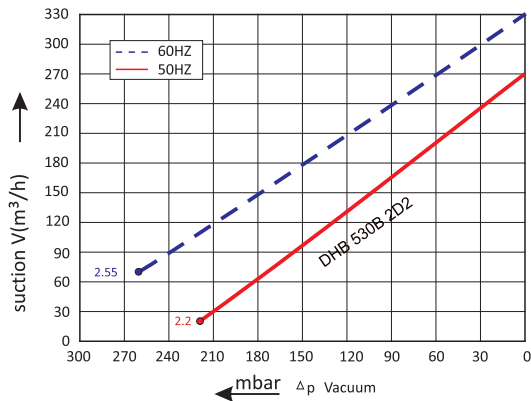
DHB 530B 2D2

Technical datasheet

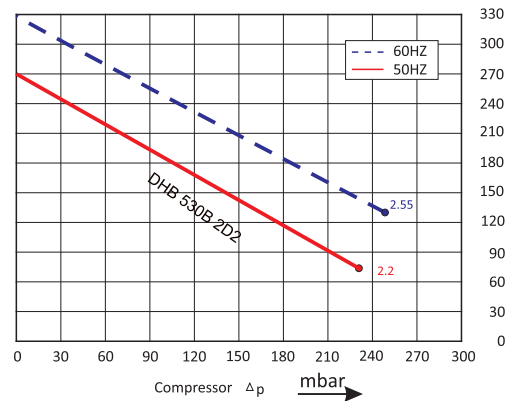


Dereike blower performance curves

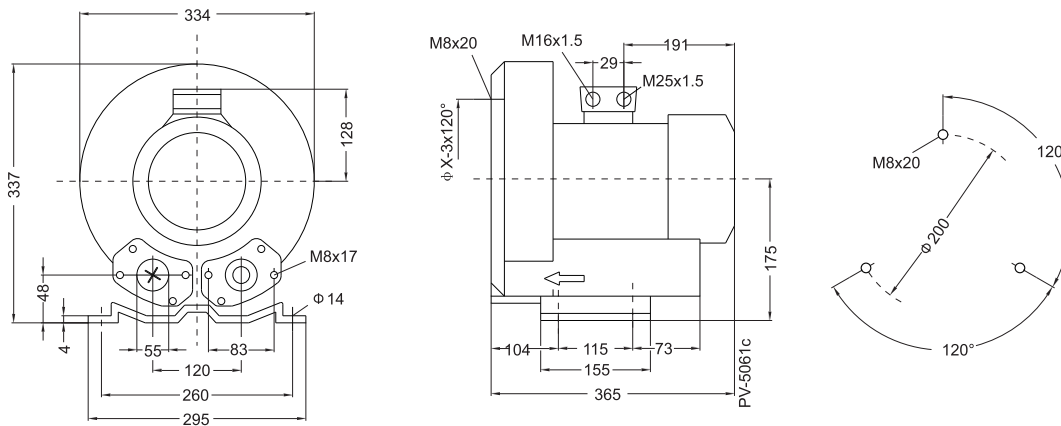
Vacuum selection diagram curve



Compressor selection diagram curve



Dereike blower installation drawing



Dereike blower installation parameter

Model	Frequency	Output	Voltage	Current	Airflow	Pressure		Noise	Weight
						vacuum mbar	compressor mbar		
DHB 530B 2D2	50	2.2	200-240△/345-415Y	9.7△/5.6Y	270	-220	230	65	26
	60	2.55	220-275△/380-480Y	10.3△/6.0Y	330	-260	250	71	26

The performance curves of Dereike blower is tested through below ways:

Under one atmospheric pressure, suck 15°C air and then you can calculate the data, of course allow 10% difference, and when the sucked air and surroundings temperature are not higher than 25°C, you still can get total pressure difference as the curves shows.