

# DHB Series

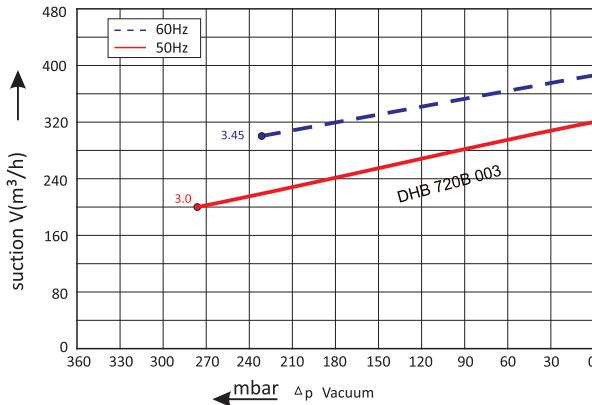
## DHB 720B 003

Technical datasheet

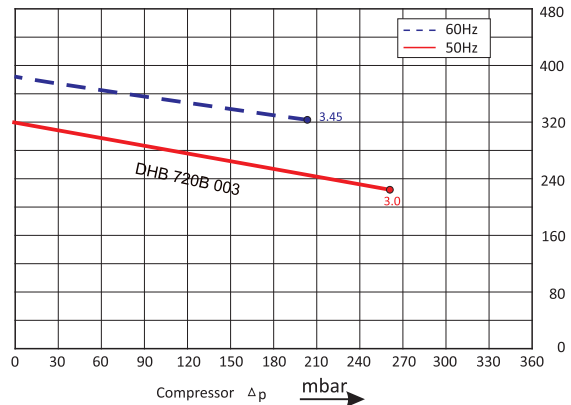


### Dereike blower performance curves

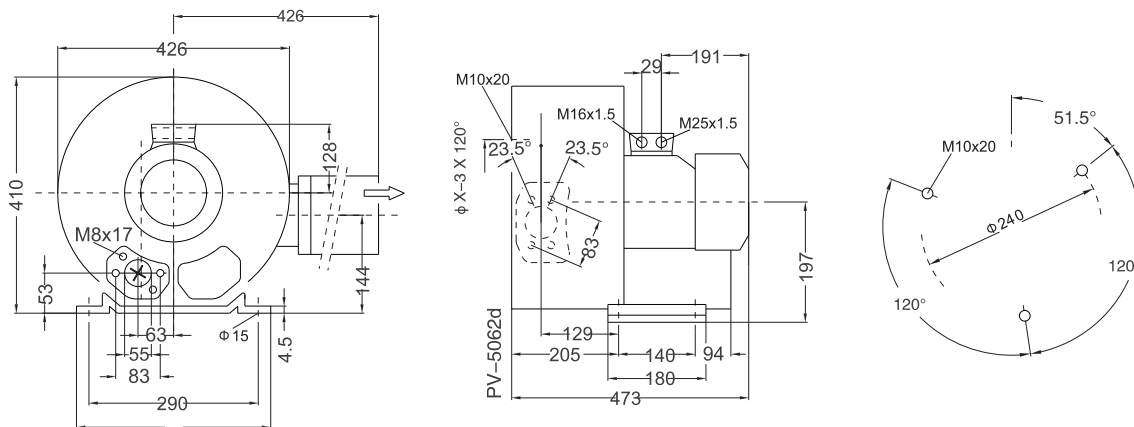
#### Vacuum selection diagram curve



#### Compressor selection diagram curve



### Dereike blower installation drawing



### Dereike blower installation parameter

Model	Frequency	Output	Voltage	Current	Airflow	Pressure		Noise	Weight
						vacuum mbar	compressor mbar		
DHB 720B 003	50	3	220-240△/345-415Y	12.5△/7.2Y	320	-280	260	73	48
	60	3.45	220-275△/380-480Y	12.5△/7.3Y	380	-230	200	76	48

The performance curves of Dereike blower is tested through below ways:

Under one atmospheric pressure, suck 15°C air and then you can calculate the data, of course allow 10% difference, and when the sucked air and surroundings temperature are not higher than 25°C, you still can get total pressure difference as the curves shows.