

DHB Series

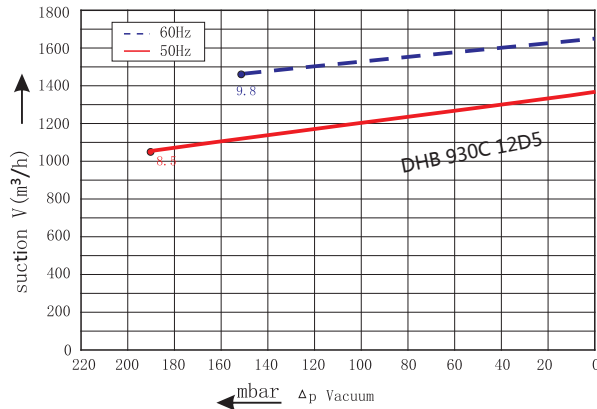
DHB 930C 12D5

Technical datasheet

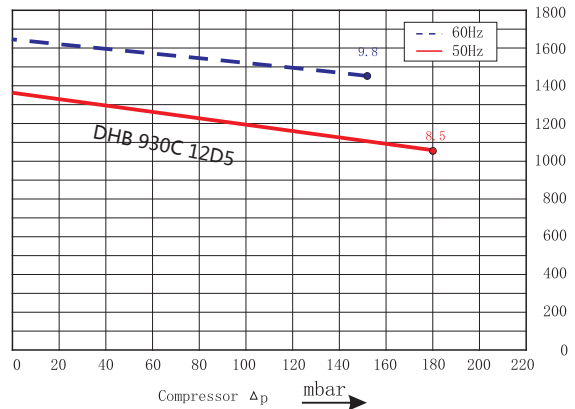


Dereike blower performance curves

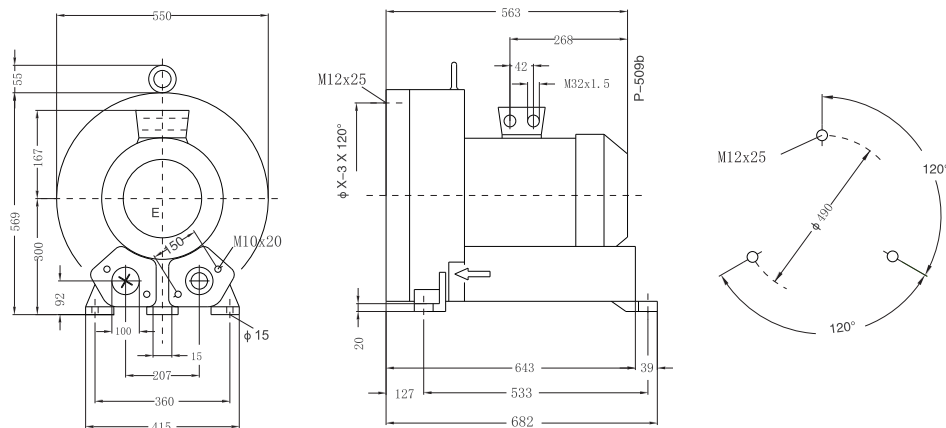
Vacuum selection diagram curve



Compressor selection diagram curve



Dereike blower installation drawing



Dereike blower installation parameter

Model	Frequency	Output	Voltage	Current	Airflow	Pressure		Noise	Weight
						vacuum mbar	compressor mbar		
DHB 930C 12D5	50	12.5	345-415△/600-690Y	28.0△/16.2Y	1370	-190	180	75	121
	60	14.5	380-480△/660-720Y	29.0△/16.7Y	1650	-150	150	80	121

The performance curves of Dereike blower is tested through below ways:

Under one atmospheric pressure, suck 15°C air and then you can calculate the data, of course allow 10% difference, and when the sucked air and surroundings temperature are not higher than 25°C, you still can get total pressure difference as the curves shows.