

DHB Series

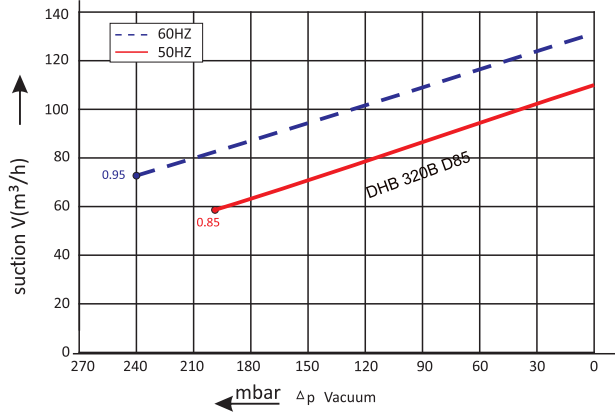
DHB 320B D85

Technical datasheet

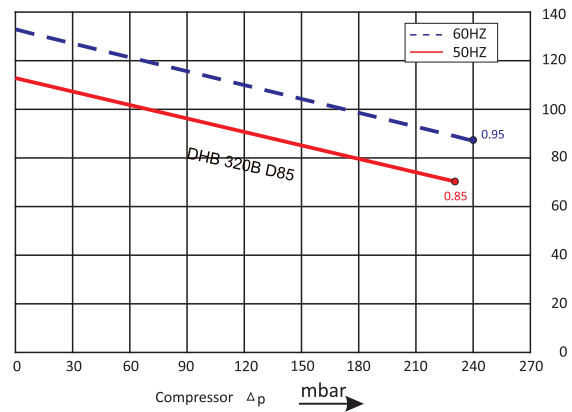


Dereike blower performance curves

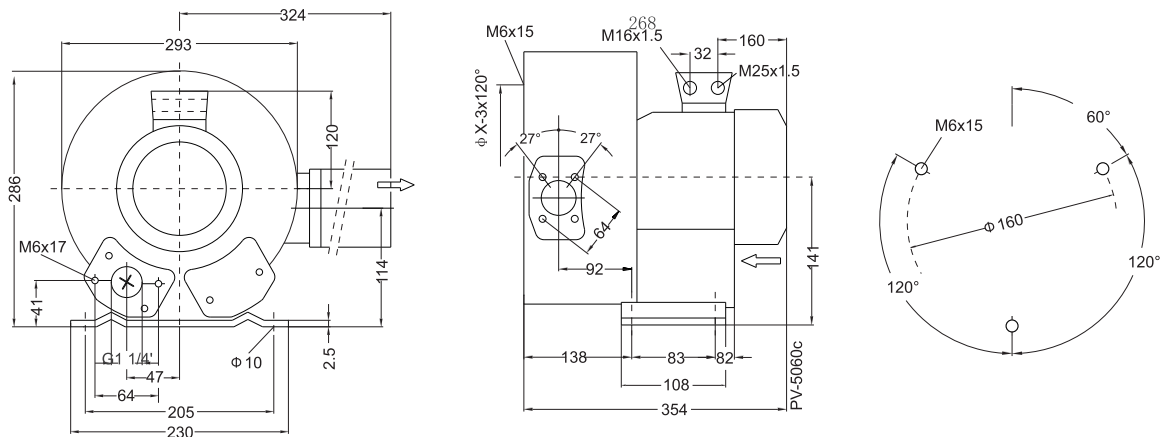
Vacuum selection diagram curve



Compressor selection diagram curve



Dereike blower installation drawing



Dereike blower installation parameter

Model	Frequency	Output	Voltage	Current	Airflow	Pressure		Noise	Weight
						vacuum mbar	compressor mbar		
DHB 320B D85	50	0.85	220-240△/345-415Y	4.2△/2.4Y	110	-200	230	58	17
	60	0.95	220-275△/380-480Y	4.0△/2.3Y	130	-240	240	60	17

The performance curves of Dereike blower is tested through below ways:

Under one atmospheric pressure, suck 15°C air and then you can calculate the data, of course allow 10% difference, and when the sucked air and surroundings temperature are not higher than 25°C, you still can get total pressure difference as the curves shows.