

# DHB Series

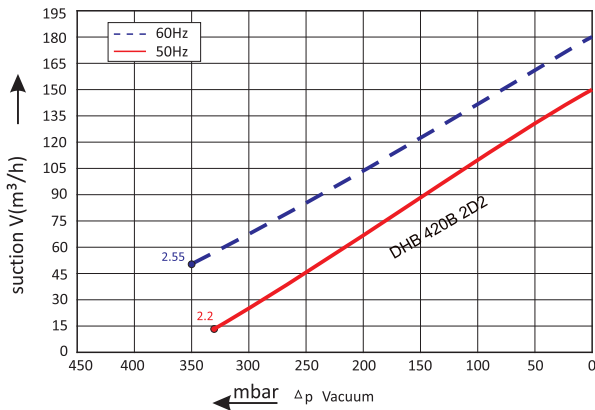
## DHB 420B 2D2

### Technical datasheet

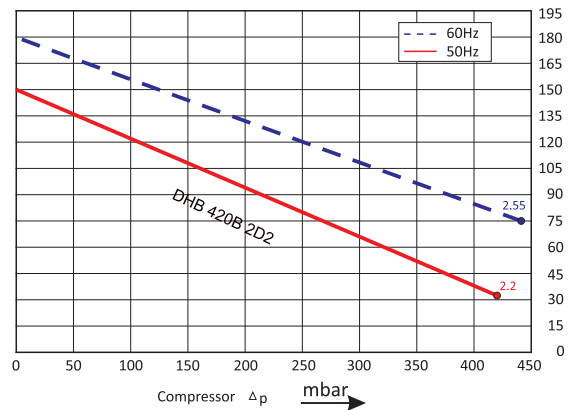


#### Dereike blower performance curves

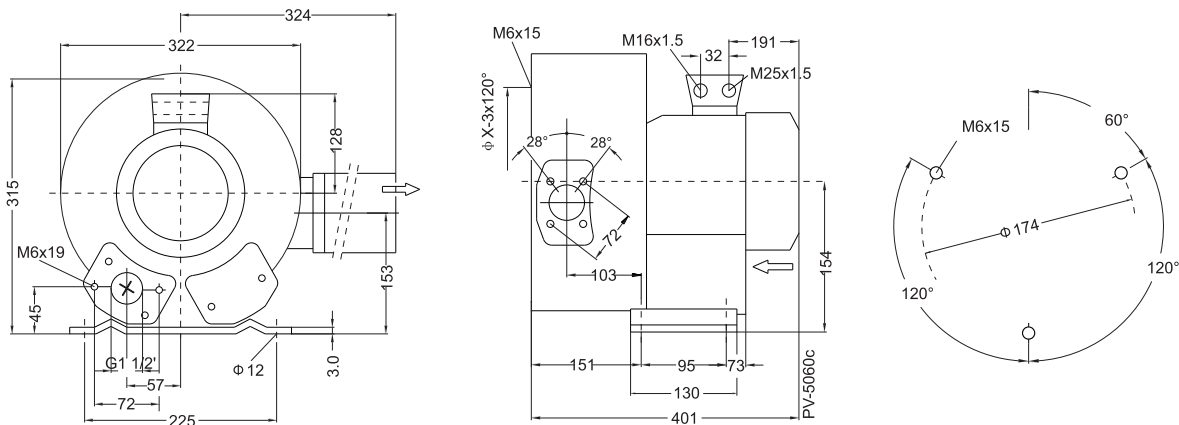
##### Vacuum selection diagram curve



##### Compressor selection diagram curve



#### Dereike blower installation drawing



#### Dereike blower installation parameter

Model	Frequency	Output	Voltage	Current	Airflow	Pressure		Noise	Weight
						vacuum mbar	compressor mbar		
DHB 420B 2D2	50	2.2	220-240△/345-415Y	9.7△/5.6Y	150	-330	420	66	27
	60	2.55	220-275△/380-480Y	10△/5.8Y	180	-350	440	69	27

The performance curves of Dereike blower is tested through below ways:

Under one atmospheric pressure, suck 15°C air and then you can calculate the data, of course allow 10% difference, and when the sucked air and surroundings temperature are not higher than 25°C, you still can get total pressure difference as the curves shows.