

# DHB Series

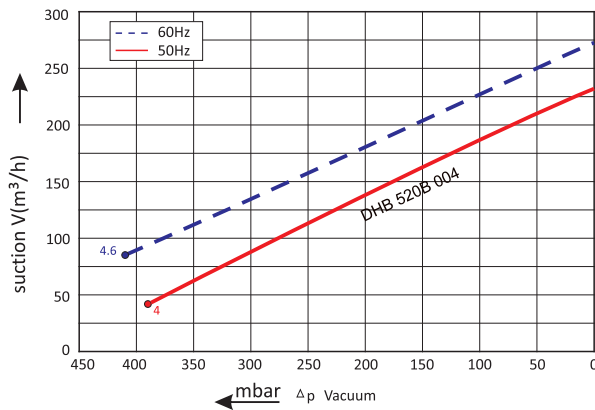
## DHB 520B 004

Technical datasheet

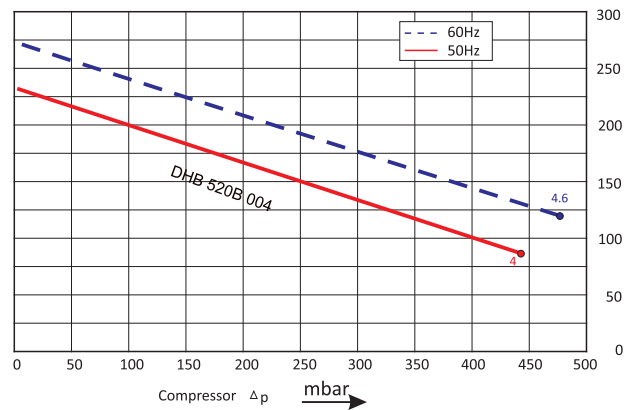


### Dereike blower performance curves

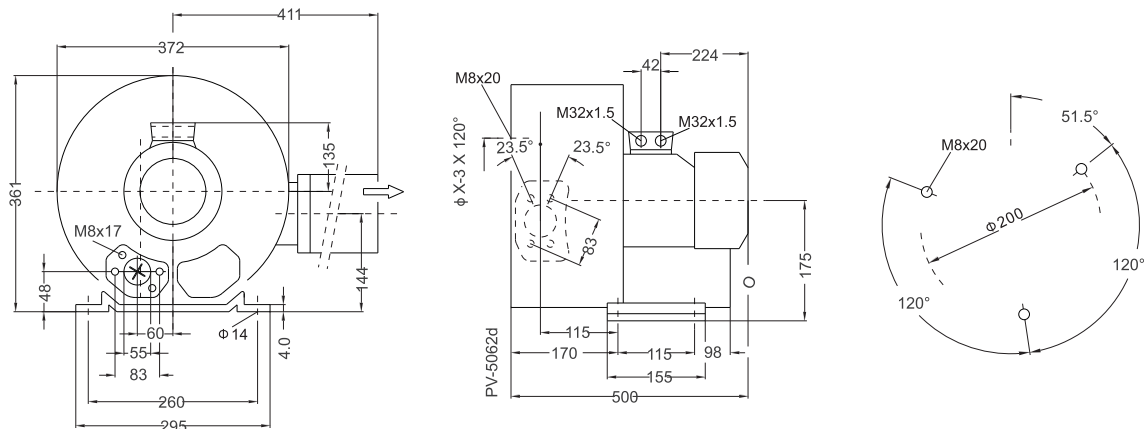
#### Vacuum selection diagram curve



#### Compressor selection diagram curve



### Dereike blower installation drawing



### Dereike blower installation parameter

Model	Frequency	Output	Voltage	Current	Airflow	Pressure		Noise	Weight
						vacuum mbar	compressor mbar		
DHB 520B 004	50	4	345-415△/600-720	10.0△/5.8Y	230	-390	440	72	
	60	4.6	380-480△/660-720	9.9△/5.71Y	275	-410	480	74	

The performance curves of Dereike blower is tested through below ways:

Under one atmospheric pressure, suck 15°C air and then you can calculate the data, of course allow 10% difference, and when the sucked air and surroundings temperature are not higher than 25°C, you still can get total pressure difference as the curves shows.