

# DHB Series

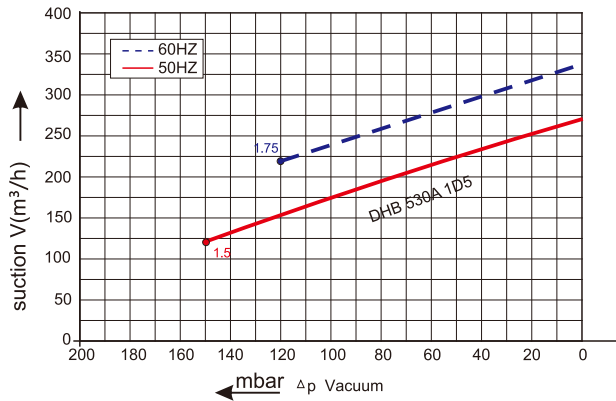
## DHB 530A 1D5

### Technical datasheet

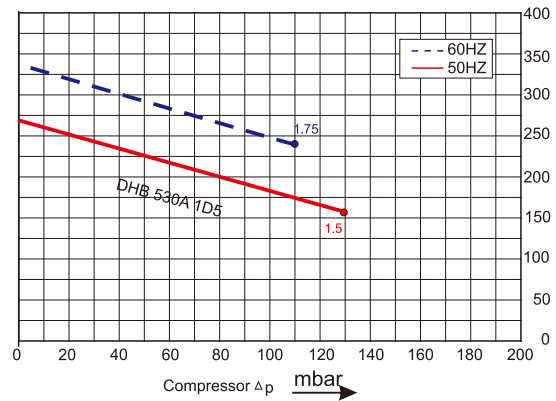


#### Dereike blower performance curves

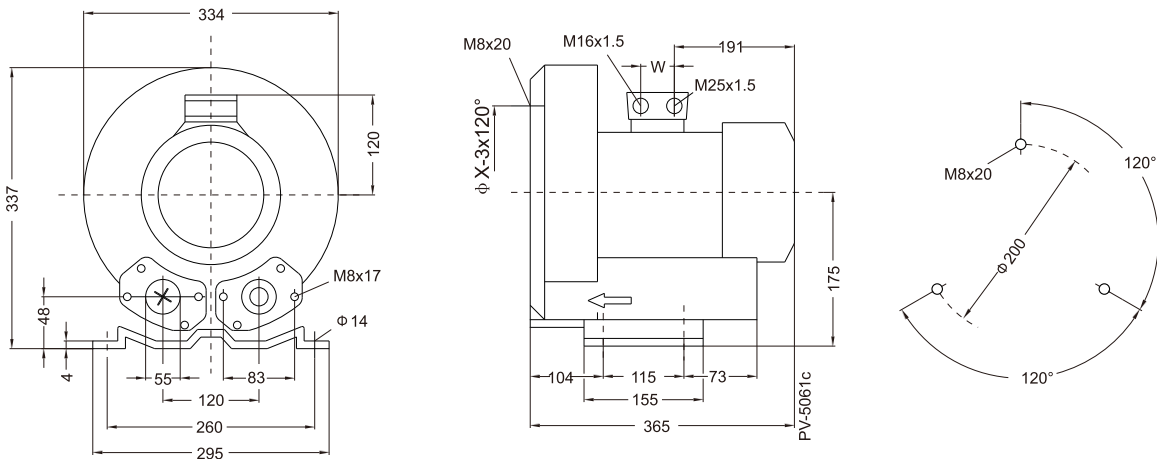
##### Vacuum selection diagram curve



##### Compressor selection diagram curve



#### Dereike blower installation drawing



#### Dereike blower installation parameter

Model	Frequency	Output	Voltage	Current	Airflow	Pressure		Noise	Weight
						vacuum mbar	compressor mbar		
DHB 530A 1D5	50	1.5	200-240 △	10.4△	270	-150	140	64	26
	60	1.75	220-275 △	11.2△	330	-120	110	70	26

The performance curves of Dereike blower is tested through below ways:

Under one atmospheric pressure, suck 15°C air and then you can calculate the data, of course allow 10% difference, and when the sucked air and surroundings temperature are not higher than 25°C, you still can get total pressure difference as the curves shows.